

# PRODUCT DATA SHEET



This product data sheet meets the provisions of Italian Law no. 206 of 6 September 2005, known as "CONSUMER INFORMATION LAW".

Ref. to DDT n. X del XXXXXXXX

COMMON TRADE NAME: **DECKING – Cumarù**

PRODUCT DESCRIPTION: processed planks in solid wood for outdoor flooring. Unfinished or oiled with product DECK H<sup>2</sup>O

**TECHNICAL CHARACTERISTICS** (minimum requirements **at delivery** according to the standard uni 11538-1:2014)

Wood specie: **Cumarù**

Botanical name: **Dipteryx odorata**

Humidity (at the moment of delivery): **15 ± 3%**

Density: **900-1100 kg/m<sup>3</sup>**

Durability to termites (UNI EN 350-2): **MR (Mildly Resistant)**

Durability to fungi (UNI EN 350-2): **2 (durable)**

Brinell hardness (UNI EN 1534): **Class V (>11 N/mm<sup>2</sup>)**

Stability (UNI EN 1910): **Class E - (\*)**

## **CARACTERISTICS OF MATERIAL INSTALLED**

**La San Marco Profili srl**, clarifies that due to the exposition to different weather conditions (above all to the sun UV rays), wood could vary from the initial aesthetic aspect and could produce some micro cracks (fissures).

## **STORAGE**

This product should be stored in a shielded place (well protected from direct light and rainwater). In any case, the product must be kept inside its original package.

## **INSTALLATION**

If the product is delivered unfinished, before the installation of "**DECKING Cumarù**", after a careful cleaning of eventual residues of material (dust, sawdust etc.), you should treat the board on all 4 sides with the product "**DECK OIL**" (product impregnating solvent-based) or "**DECK H<sup>2</sup>O**" (product impregnating water-based). For operational mode please, always refer to our specific products data sheet. Any eventual cuts on heads of boards after treatment with "**DECK OIL**" or "**DECK H<sup>2</sup>O**", involve a further treatment on heads in correspondence of cuts with the same product used before.

The installation should be done by professional installer or qualified persons. For accurate installation, please refer to the manual of installation available on our website at the following link:

<http://www.lasanmarcoprofil.com/manuali-posa>

## **USE AND MAINTENANCE OF DECKING IPE**

All maintenance should be done with products sold by **La San Marco Profili srl** such as our "**DECK CLEANER**" (cleaning product for the impregnating "**DECK OIL**"), "**DECK OIL**" (product impregnating solvent-based) or "**DECK H<sup>2</sup>O**" (product impregnating water-based) according to the product used for the first impregnation. Please, always refer to the specific data sheet before use that you will find at the following link:

<http://www.lasanmarcoprofil.com/schede-tecniche>

Data sheets should always accompany the material until the final consumer.

## **ORDINARY CLEANING/SPOTS CLEANING, ORDINARY AND SPECIAL MAINTENANCE**

### **1) Ordinary cleaning.**

Ordinary cleaning should be done regularly. Sweep frequently the floor. Through a regular cleaning any residues will be eliminated. This prevents any risk of mold that could damage the outdoor flooring "**DECKING Cumarù**".

### **2) Spots cleaning (only if boards are treated with "DECK OIL")**

In case of accidental spots on "**DECKING Cumarù**" impregnated with "**DECK OIL**", you should immediately clean the surface with **La San Marco Profili srl** "**DECK CLEANER**", of course always refer to the data sheet instructions before use. The prompt cleaning in this case is very important; otherwise, the substance that caused the stain could penetrate on the boards. In any case, do not use aggressive cleaning products (acid, solvent, ammonia or alcohol). After that, the area you cleaned "**DECK CLEANER**", must be impregnated again with "**DECK OIL**", of course always refer to the data sheet instructions before use.

### **3) Ordinary maintenance (totally exposed to weather conditions).**

Defined time of intervals for installed flooring ordinary maintenance:

- ✓ "**DECK OIL**": at least once every 6 months: at the end of winter season (end of March/beginning of April) and at the end of summer season (end of September/beginning of October) and/or according to your needs. For operational mode please, always refer to our specific product data sheet.
- ✓ "**DECK H<sup>2</sup>O**": At least once per year: at the end of winter season (end of March/beginning of April) and/or according to your needs.

**La San Marco Profili srl**

Viale Europa 63, 31010 Soligo (TV) ITALY - Tel. +39 0438 980106 r.a - Fax +39 0438 980176 - P.I. 02195230269  
info@lasanmarcoprofil.com - www.lasanmarcoprofil.com

# PRODUCT DATA SHEET



This product data sheet meets the provisions of Italian Law no. 206 of 6 September 2005, known as "CONSUMER INFORMATION LAW".

For operational mode please, always refer to our specific product data sheet.

#### 4) Special maintenance (only if boards are impregnated with "DECK OIL")

Special maintenance on installed flooring should be done in case you need to remove superficial stubborn stain or the normal grey on surface due to the oxidation of wood. For operational mode related to special maintenance, please, always refer to our specific products data sheets.





#### DISPOSAL INSTRUCTIONS

The product, the packages and waste material after installation, shall not be released into the environment. They must be disposed through the public services for waste, in accordance with local waste requirements.

#### DIMENSIONS, PROCESSING WASTE, MILLING PROCESSES

Sizes of boards strictly depend on milling processes on S4S material on stock ( 4 smooth sides boards).

It is important to calculate the working process and consequent waste of material with the order confirmation, since the material is processed only upon order. Detailed information can be found in the following table:

BOARDS PROCESSING	LOSS OF MATERIAL FROM THE INITIAL FORMAT S4S (at humidity of 15 ± 3%)	LOSS OF FLOOR AREA DUE TO WORKING PROCESS AND RELATIVE INSTALLATION TYPOLOGIE	FINAL BOARDS DIMENSIONS
<b>S4S (4 SMOOTH SIDES)</b> 	NONE	NONE	19 x 89/90 x Mixed lengths
<b>FEMALE-FEMALE / EASY CHANGE LATERAL MILLING</b> 	<b>CALCULATE -2mm in width compared to S4S board</b>	NONE	19 x 88 x Mixed lengths
<b>CONCEALED LATERAL MILLING</b> 	<b>CALCULATE -2mm in width compared to S4S board</b>	<b>CALCULATE -3mm in width compared to S4S board</b>	19 x 88 x Mixed lengths
<b>TONGUE AND GROOVE ON HEADS</b> 	<b>CALCULATE -5mm in length compared to S4S board</b>	<b>CALCULATE -5mm in length compared to S4S board</b>	According to the working process or lateral milling required


#### **La San Marco Profili srl**

Viale Europa 63, 31010 Soligo (TV) ITALY - Tel. +39 0438 980106 r.a - Fax +39 0438 980176 - P.I. 02195230269  
 info@lasanmarcoprofil.com - www.lasanmarcoprofil.com

# PRODUCT DATA SHEET



This product data sheet meets the provisions of Italian Law no. 206 of 6 September 2005, known as "CONSUMER INFORMATION LAW".

<p><b>NON-SLIP MILLING</b></p> 	<p><b>CALCULATE -1mm in thickness</b> compared to S4S board</p>	<p><b>NONE</b></p>	<p><b>19 x 88 x Mixed lengths</b></p>
<p><b>NOTE</b> La San Marco profili SRL supplies two different clips typologies: - PIASINOX: clip that keeps a distance of 5mm between one board and the other. - PIASINOXR: clip that keeps a distance of 3mm between one board and the other.</p>			

## PACKAGE

La San Marco Profili Decking is selected and processed according to each customer request; for easier customer use, the material is always packed with the selected processed side on top.

## ADDITIONAL NOTES AND WARNINGS

Please, for any further information, always contact **La San Marco Profili srl**.

The present product data sheet should always accompany the material also after installation and should be passed on to the end-user.

Where for reasons out of the company responsibility, the present data sheet is not passed on to the installer and/or end-user, you could always find the electronic document on our website at the following link: <http://www.lasanmarcoprofil.com/schede-tecniche>

Any operational modalities, resulted on information not written on **La San Marco Profili srl** documents, discharged the company from any liability.

**Eventual complaints should be done within 8 days from receipt of goods.** Eventual errors and/or defects of material, found during installation, oblige the installer to stop the installation and send a written communication to the supervision of works denouncing these defects within 8 days from discovery, or he will lose any right.  
The only supplier obligation is the replacement of the material recognized as defective.  
***In any case, once the material has been installed, the relative acceptance of the goods is assumed.***

## **La San Marco Profili srl**

Viale Europa 63, 31010 Soligo (TV) ITALY - Tel. +39 0438 980106 r.a - Fax +39 0438 980176 - P.I. 02195230269  
info@lasanmarcoprofil.com - www.lasanmarcoprofil.com